

G Male BSP	G <sub>1</sub> Female BSP	L	i	S A/F	d	t	Type A/B	NP Bar*	Part No.
1/8	1/8	26	8	14	14	12	B	400	MFAE018018
1/8	1/4	31	8	19	14	17	B	400	MFAE018014
1/8	3/8	32	8	24	14	17	B	400	MFAE018038
1/4	1/8	28	12	19	19	12	B	400	MFAE014018
1/4	1/4	36	12	19	19	17	B	400	MFAE014014
1/4	3/8	36	12	24	19	17	B	400	MFAE014038
1/4	1/2	40	12	30	19	20	B	400	MFAE014012
1/4	3/4	43	12	36	19	22	B	400	MFAE014034
3/8	1/8	23	12	22	22	8	A	400	MFAE038018
3/8	1/4	36	12	22	22	17	B	400	MFAE038014
3/8	3/8	36	12	22	22	17	B	400	MFAE038038
3/8	1/2	41	12	30	22	20	B	400	MFAE038012
3/8	3/4	44	12	36	22	22	B	315	MFAE038034
1/2	1/8	24	14	27	27	8	A	400	MFAE012018
1/2	1/4	24	14	27	27	12	A	400	MFAE012014
1/2	3/8	36 <sup>□</sup>	14	27	27	17	B	400	MFAE012038
1/2	1/2	42	14	30	27	20	B	400	MFAE012012
1/2	3/4	46	14	36	27	22	B	315	MFAE012034
1/2	1	49	14	41	27	24.5	B	315	MFAE012001
1/2	1-1/4	53	14	55	27	26.5	B	315	MFAE012114
3/4	1/4	26	16	32	32	12	A	315	MFAE034014
3/4	3/8	26	16	32	32	12	A	315	MFAE034014
3/4	1/2	41 <sup>□</sup>	16	32	32	20	B	315	MFAE034038
3/4	3/4	48	16	36	32	22	B	315	MFAE034034
3/4	1	51	16	41	32	24.5	B	315	MFAE034001
3/4	1-1/4	55	16	55	32	26.5	B	315	MFAE034114
3/4	1-1/2	57	16	60	32	28.5	B	315	MFAE034112
1	1/4	29	18	41	40	12	A	315	MFAE001014
1	3/8	29	18	41	40	12	A	315	MFAE001038
1	1/2	29	18	41	40	14	A	315	MFAE001012
1	3/4	47 <sup>□</sup>	18	41	40	22	B	315	MFAE001034
1	1	52	18	41	40	24.5	B	315	MFAE001001
1	1-1/4	57	18	55	40	26.5	B	315	MFAE001014
1	1-1/2	59	18	60	40	28.5	B	315	MFAE001112
1-1/4	1/2	32	20	50	50	14	A	315	MFAE114012
1-1/4	3/4	32	20	50	50	16	A	315	MFAE114034
1-1/4	1	52	20	50	50	24.5	B	315	MFAE114001
1-1/4	1-1/2	60	20	60	50	28.5	B	250	MFAE114112
1-1/2	1/2	36	22	55	55	14	A	250	MFAE112012
1-1/2	3/4	36	22	55	55	16	A	250	MFAE112034
1-1/2	1	36	22	55	55	18	A	250	MFAE112001
1-1/2	1-1/4	58	22	55	55	26.5	B	250	MFAE112114
2	1-1/2	62 <sup>□</sup>	24	70 <sup>□</sup>	70	28.5	B	160	MFAE002112

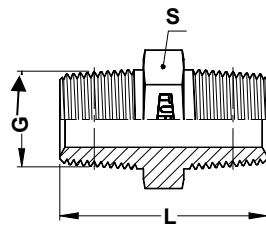


Fig.-A

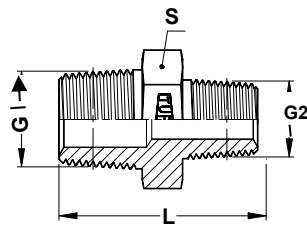


Fig.-B

G <sub>1</sub> NPT BSPT	G <sub>2</sub> NPT BSPT	L	S A/F	Type A/B	NP Bar	Part No. (NPTxNPT)	Part No. (BSPTxBSPT)
1/8	1/8	27	11	A	420	NN018018	NR018018
1/4	1/8	32	16	B	420	NN014018	NR014018
1/4	1/4	37	16	A	420	NN014014	NR014014
3/8	1/8	37	19	B	420	NN038018	NR038018
3/8	1/4	37	19	B	420	NN038014	NR038014
3/8	3/8	37	19	A	420	NN038038	NR038038
1/2	1/4	43	22	B	420	NN012014	NR012014
1/2	3/8	43	22	B	420	NN012038	NR012038
1/2	1/2	48	22	A	420	NN012012	NR012012
3/4	1/4	45	29	B	420	NN034014	NR034014
3/4	1/2	50	29	B	420	NN034012	NR034012
3/4	3/4	50	29	A	420	NN034034	NR034034
1	3/4	53	35	B	420	NN001034	NR001034
1	1	59.5	35	A	420	NN001001	NR001001
1-1/4	1	62	45	B	350	NN114001	NR014001
1-1/4	1-1/4	63	45	A	350	NN114114	NR114114
1-1/2	1-1/2	66	50	A	210	NN112112	NR112112

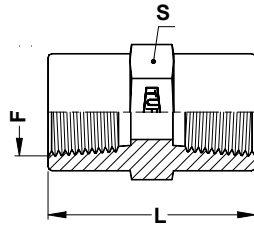


**FEMALE NIPPLE**

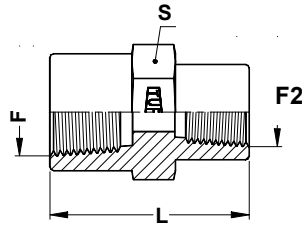
**FNN/FNG**

SAE 140138

Female NPT / BSP

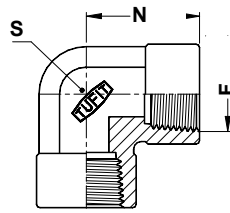


**Fig.-A**  
SAE 140138

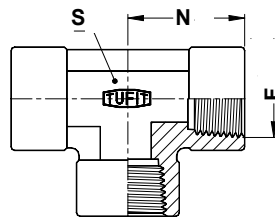


**Fig.-B**

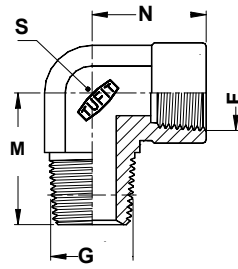
F <sub>1</sub> NPT/BSP	F <sub>2</sub> NPT/BSP	L	S A/F	Fig. A/B	NP Bar	Part No. (NPT X NPT)	Part No. (BSP X BSP)
1/8	1/8	20	17	A	420	FNN018018	FNG018018
1/4	1/8	25	19	B	420	FNN014018	FNG014018
1/4	1/4	30	19	A	420	FNN014014	FNG014014
3/8	1/8	25	22	B	420	FNN038018	FNG038018
3/8	1/4	30	22	B	420	FNN038014	FNG038014
3/8	3/8	30	22	A	420	FNN038038	FNG038038
1/2	1/4	35	30	B	350	FNN012014	FNG012014
1/2	3/8	35	30	B	350	FNN012038	FNG012038
1/2	1/2	38	30	A	350	FNN012012	FNG012012
3/4	1/4	37	36	B	280	FNN034014	FNG034014
3/4	1/2	40	36	B	280	FNN034012	FNG034012
3/4	3/4	40	36	A	280	FNN034034	FNG034034
1	1	48	41	A	210	FNN001001	FNG001001
1-1/4	1-1/4	60	50	A	175	FNN114114	FNG114114
1-1/2	1-1/2	60	60	A	140	FNN112112	FNG112112



F NPT	N	S# A/F	NP Bar	Part No.
1/8	21	14	350	FENG018018
1/4	26	19	350	FENG014014
3/8	30	22	315	FENG038038
1/2	35	27	210	FENG012012
3/4	41	33	210	FENG034034
1	53	41	120	FENG001001
1-1/4	43	50	105	FENG114114
1-1/2	53	60	105	FENG112112



F NPT	N	S A/F	NP Bar	Part No.
1/8	17	14	350	FTNG018018
1/4	22	19	350	FTNG014014
3/8	26	22	315	FTNG038038
1/2	31	27	210	FTNG012012
3/4	34.5	33	210	FTNG034034
1	41.5	41	120	FTNG001001
1-1/4	43	48	105	FTNG114114
1-1/2	53	64	105	FTNG112112



G <sub>1</sub> Male NPT	F <sub>1</sub> Female NPT	N	M	S <sub>3</sub> * A/F	NP Bar	Part No.
1/8	1/8	17	20	14	350	MFER018018
1/4	1/8	26	27	14	350	MFER014018
1/4	1/4	26	27	19	350	MFER038014
3/8	1/4	30	31	19	350	MFER038038
3/8	3/8	30	31	22	315	MFER038038
3/8	1/2	30	31	27	210	MFER038012
1/2	3/8	35	41	22	315	MFER012038
1/2	1/2	35	41	27	210	MFER012012
1/2	3/4	35	41	32	210	MFER012034
3/4	1/2	41	45	27	210	MFER034012
3/4	3/4	41	45	32	210	MFER034034
1	1	46	55	41	120	MFER001001
1-1/4	1-1/4	53	61	50	120	MFER114114
1-1/2	1-1/2	53	67	64	120	MFER112112